



Kayaking/Canoeing



SUP Paddling



Snorkelling



Scuba-diving/Free Diving



WONDER IS ALL-AROUND



[www.aquamarina.com](http://www.aquamarina.com)

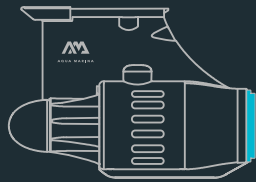
# WONDER IS ALL-AROUND

**AQUA MARINA**

# BLUEDRIVE K

Go the distance! Designed for long-distance explorers, especially kayak and canoe lovers, the BLUEDRIVE K can be connected to an external battery of your choice to fit the length of your journey. Travel light for a short trek or bring on the heavy-duty batteries for the long haul. Featuring 2 speeds of 4km/h and 6km/h and a reverse gear setting. Go further than ever before while conserving your energy for activities!

K



## CREATE YOUR OWN ADVENTURE



### CUSTOMIZE YOUR JOURNEY

Can be connected to an external battery of your choice to fit the length of your journey.



### REVERSE GEAR

Equipped with a reverse gear for anglers to easily manipulate their vessels, ideal for a day of fishing on the water.




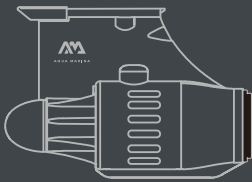
### GREAT MOBILITY

Ultra-light at only 3.2kg (net weight) to take along – minimum weight with maximum performance.

# BLUEDRIVE S

Designed for short-haul explorers, or if you're just looking for a little boost on your SUP journey. The BLUEDRIVE S features an efficient li-ion battery with a runtime of up to 60 minutes. Easily adjust your speed via our easy access remote control with 2 speeds of 4km/h and 6km/h. Paddle further than ever before and discover something new.

S



## THE FREEDOM TO TRAVEL



### BATTERY POWERED

Powered by a waterproof (IP67) lithium-ion battery that is unrivalled in its efficiency with a runtime up to 60 minutes.



### EXEMPLARY CARBON FOOTPRINT

Clean technologies produce no exhaust gases or carbon emissions during use.



### GREAT PORTABILITY

Coming in at only 5.9kg (including the carry case), this companion is travel-friendly and airline approved.



## BLUEDRIVE K & BLUEDRIVE S



### 360° WATER INTAKE

Equipped with 360-degree intake design for superb jet-engine efficiency.



### SAFE CONNECTION

Automatic shut-off when the user to power-pack leash is detached prevents runaways if you fall into the water.



### HIGH PERFORMANCE

Replaces the fin and extends board features. Boost up to 6km/h.



W O N D E R   I S   A L L - A R O U N D

Created for Explorers. Adventurers. Wanderers.

At Aqua Marina, we are fuelled by passion to create inspirational products that drive users to pursue new experiences, explore new destinations, and discover a world worth wandering for. We encourage everyone to discover their own wonderland whether it be in the calm of a still lake or rushing down wild river rapids.

Break boundaries and experience a new way to see the world. Through extensive research, we've developed vessels packed with advanced technology to accompany you on any adventure with ease. With a continuous commitment to safety and performance, trust in the Aqua Marina name as you conquer one destination at a time. We haven't worked out how to defeat time, but together we can commit to making every moment worth remembering.

Designed with YOU in mind, we created vessels that were easy to take no matter where adventure takes you. Travel with ease with our unique carrying solutions and compact designs. Take your vessels through the smallest valleys and up to remote lakes. Aqua Marina is there with you.

Our promise to our community is that we will never stop making our products perform harder, move faster, more ergonomic, even safer, and most of all MORE FUN. Aqua Marina promises to prioritise our users' needs and wants to create products worthy of your approval.

Breath-taking places are no longer a dream. Choose your next adventure.

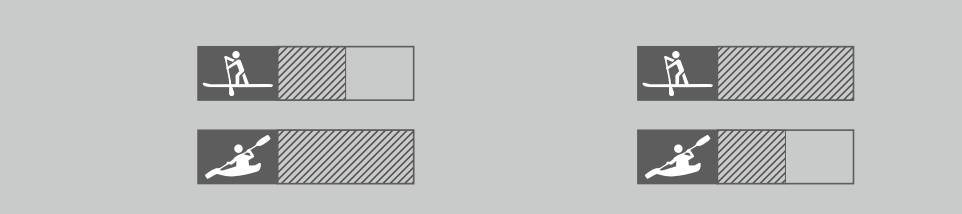
WATER PROPULSION DEVICE

Introducing the latest generation of AQUA MARINA's water propulsion devices. Our BLUEDRIVE line-up unlocks new ways to experience your best life on the water.

Discover new locations, go further than ever before, and conserve energy when you need it. Enhance your SUP, kayak, and canoe experience with our BLUEDRIVE K & BLUEDRIVE S. Go beyond with our BLUEDRIVE X which can be easily adapted for underwater exploration when snorkelling or diving.



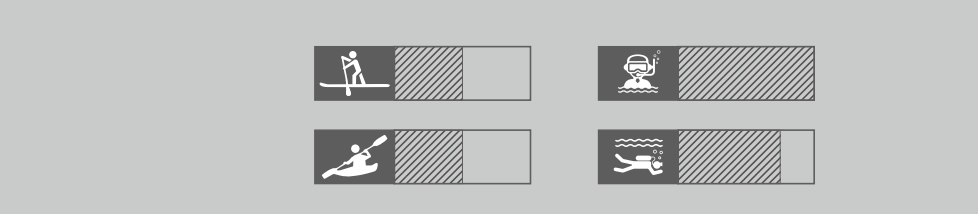
	NEW	NEW
	BLUEDRIVE K	BLUEDRIVE S
SPEED	Low Speed up to 4km/h High Speed up to 6km/h Reverse Speed up to 1.8km/h	Low Speed up to 4km/h High Speed up to 6km/h
RUNTIME	Depends on the External Battery (not included)	Up to 60 minutes
MOTOR POWER	12V DC, 240W	12V DC, 240W
CONTROL BOX	9.1" x 4.8" x 2.5" (230 x 122 x 64mm)	8.3" x 6.1" x 3" (210 x 155 x 75mm)
LI-LION BATTERY PACKAGE	Not included	11.1V DC, 8.8Ah



\* The BLUEDRIVE Power Fins are designed to be compatible with slide-in fin box. We also offer the adaptors (sold separately) for US Fin box and SAFS™ to make our propulsions more universal.



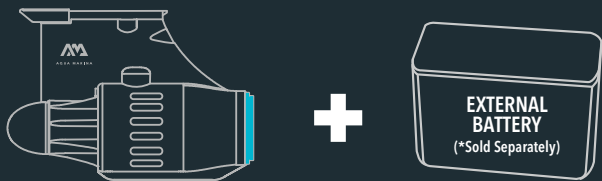
	NEW	NEW
	BLUEDRIVE X	BLUEDRIVE X PRO
PERFORMANCE	97.68 Wh	195.36 Wh
SPEED	3-5-7 km/h	3-5-7 km/h
SIZE	Tube: L432 x $\phi$ 104 mm Handheld: L432 x W367 x H170 mm	Tube: L516 x $\phi$ 104 mm Handheld: L516 x W367 x H170 mm
WEIGHT	Tube: 2.4 kg (with battery) Handheld: 2.8 kg (with battery)	Tube: 3.4 kg (with battery) Handheld: 3.8 kg (with battery)
BATTERY RUNTIME	Up to 50 minutes	Up to 100 minutes



# BLUEDRIVE K

Go the distance! Designed for long-distance explorers, especially kayak and canoe lovers, the BLUEDRIVE K can be connected to an external battery of your choice to fit the length of your journey. Travel light for a short trek or bring on the heavy-duty batteries for the long haul. Featuring 2 speeds of 4km/h and 6km/h and a reverse gear setting. Go further than ever before while conserving your energy for activities!

K



## CREATE YOUR OWN ADVENTURE



### CUSTOMIZE YOUR JOURNEY

Can be connected to an external battery of your choice to fit the length of your journey.



### REVERSE GEAR

Equipped with a reverse gear for anglers to easily manipulate their vessels, ideal for a day of fishing on the water.




### GREAT MOBILITY

Ultra-light at only 3.2kg (net weight) to take along - minimum weight with maximum performance.

# BLUEDRIVE S

Designed for short-haul explorers, or if you're just looking for a little boost on your SUP journey. The BLUEDRIVE S features an efficient li-ion battery with a runtime of up to 60 minutes. Easily adjust your speed via our easy access remote control with 2 speeds of 4km/h and 6km/h. Paddle further than ever before and discover something new.

S



## THE FREEDOM TO TRAVEL



### BATTERY POWERED

Powered by a waterproof (IP67) lithium-ion battery that is unrivalled in its efficiency with a runtime up to 60 minutes.



### EXEMPLARY CARBON FOOTPRINT

Clean technologies produce no exhaust gases or carbon emissions during use.



### GREAT PORTABILITY

Coming in at only 5.9kg (including the carry case), this companion is travel-friendly and airline approved.



## BLUEDRIVE K & BLUEDRIVE S



### 360° WATER INTAKE

Equipped with 360-degree intake design for superb jet-engine efficiency.



### SAFE CONNECTION

Automatic shut-off when the user to power-pack leash is detached prevents runaways if you fall into the water.



### HIGH PERFORMANCE

Replaces the fin and extends board features. Boost up to 6km/h.



# BLUEDRIVE X

Introducing the new BLUEDRIVE X, our most innovative underwater propulsion system. Highly intelligent and equipped for a multitude of adventures, this all-in-one kit opens the doors to endless possibility in the water.

Created for water lovers who want it all. The BLUEDRIVE X is ready to be your SUP, kayaking, swimming, snorkelling, diving and more companion. Reach speeds of up to 7km/h in water with its 3-speed adjustment. Available in two versions, the 97.68Wh BLUEDRIVE X or 195.36Wh BLUEDRIVE X PRO with the PRO offering up to 2 hours of battery life! You name your water activity and the BLUEDRIVE X is ready for action.



**Handheld Wireless Control**  
with a trigger for fast and safe speed switch



**High-Performance Propeller**

- Innovative motor for a maximum of 6.5kgf forward propulsion
- 3-speed adjustment - taking you from 3km/h to 7km/h with ease and safety



**Wristwatch Type Remote Control**  
for easy manipulation



**High-efficiency Battery**

Advanced high density battery allows for greater power capacity and extended runtime, and features a magnetic fast-charge system



**User-Friendly Dashboard**

Quickly stay informed of your current speed and remaining battery life for both the BLUEDRIVE X and remote



**Nose Illuminating System**

Light up 2 metres or more for better visibility, and features a 10m depth rating and overheating protection

Lighting Distance of 2 Meters    Depth Rating 10 Meters    Overheating Protection